



ITT

Lowara

Lowara TP1 Condensate Removal Pump

Innovative spherical motor design for condensing boilers and air conditioning / cooling systems



- Ready-to-install set with pressure hose, check valve and alarm cable.
- Highly efficient ECM-Technology, fully automatic and blockage resistant, electronic level sensing system and protection class IP 44.
- Long-term quiet operation.
- Small dimensions and attractive design, easy to install through clip-on bracket.

5.4 Metres Head

Engineered for life



ITT

Applications

The TP1 condensate removal pump is a lifting station, suitable for all applications where the removal of condensate fluid is not possible by gravity.

The TP1 is designed for condensate:-

- Gas and oil condensing boilers (heating capacity max. 200 kW) with a pH value of 2.0 and higher.
- Air-conditioning systems, cooling and refrigeration systems.
- Air dehumidifiers and evaporators.

For very acidic condensates (pH-values below 2.7), for furnaces where not-sulphur-reduced heating oil is used, and for installations with a heating capacity of more than 200 kW a neutralizing device must be connected upstream. Please observe additional local sewage regulations.

Design / Function

The basic elements of the condensate pump TP1 is a tank for the condensate, a pump which drains the condensate into a pressure hose and a control which starts and stops the pump, lights showing the status of the unit and opens an alarm relay if there is a problem.

In comparison with traditional condensate pumps a series of innovative improvements has been made throughout the development process. The TP1 condensate pump saves energy, has a very low noise level and virtually guarantees trouble free operation:

Tank

The tank is manufactured from acid resistant ABS material. It holds 0.5 litre of condensate and therefore is sufficient even if additional water comes in through the chimney. Baffles inside the tank prevent waves and corresponding cycling of the unit caused by the inflow of liquid.

To prevent blockage of the pump, a tank sump is integrated into the tank in which dirt particles can accumulate. The tank can be easily cleaned and flushed if necessary.

A second fill opening at the top can accommodate the drain hose from the boiler pressure relief valve.

Pump

At the bottom of the tank a very efficient spherical motor pump with permanent magnet rotor has been integrated.

Its power consumption is only a fraction of that of comparable conventional condensate removal pumps.

The electrical part of the pump is completely separated from the wet part, thereby making it splash water protected. The TP1 condensate removal pump is completely enclosed; accidental touching of live components (for example through the ventilation slots of conventional units) is completely impossible.

The spherical motor pump operates very quietly. The only moving part of the pump is the spherical rotor/impeller unit which rides on an ultra-hard ceramic bearing ball. Since this bearing design excludes the formation of bearing play over time, the quiet operation will be maintained over the whole life of the unit.

A blockage of the condensate removal pump is extremely unlikely. Since the rotor is held in place magnetically, and since it can evade small dirt particles by tilting, a safe start-up even after prolonged shutdown periods is assured.

Control

Starting and stopping of the pump as well as the opening of the potential free safety contact are realized in the TP1 condensate removal pump by way of an electronic level sensing system. Electronic Hall sensors placed on the pc board behind the tank wall are activated by a small magnet inside a float. The advantage of this design is that it is safe from corrosive attack, which can happen with mechanical level switches placed above the tank.

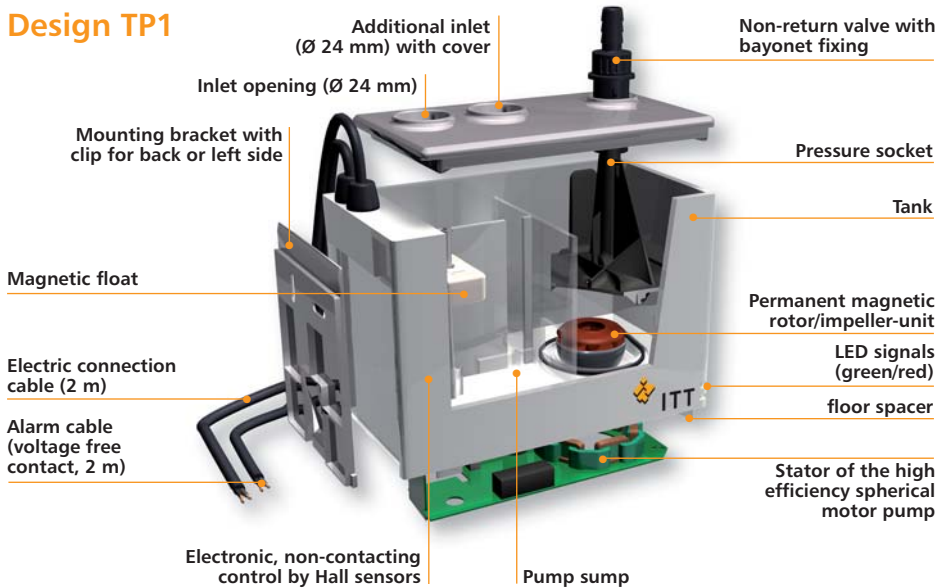
Technical Data

Supply voltage	100 - 240 Volt
Power consumption P1	25 Watt
Current draw	0.1 - 0.2 A
Protection class	IP 44 / Class F
Acid resistance	pH2 or higher
Pump	Electronically commutated spherical motor with permanent magnet rotor / impeller
Max. Pump head	5.4 metres head
Max. Flow rate	460 l/h
Noise level (Lw)	46 [dB(A)]
Max. system temperature	+60°C
Min. ambient temperature	non-freezing, non condensing.
Safety contact	Relay open when triggered, capacity 250 VA
Tank volume	0.7l (usable volume 0.5l)
Package dimensions	215 x 215 x 180mm
Package weight	1.6 kg

Please check your local requirements and ordinances regarding the discharge of condensate.

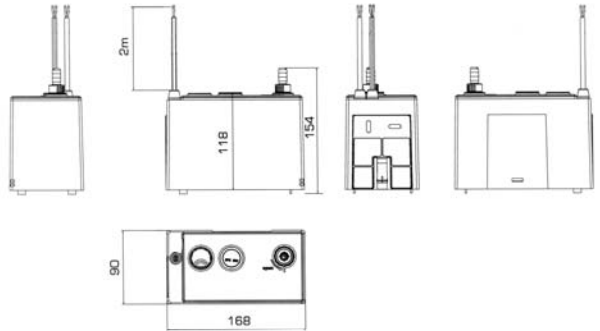
Lowara

Design TP1

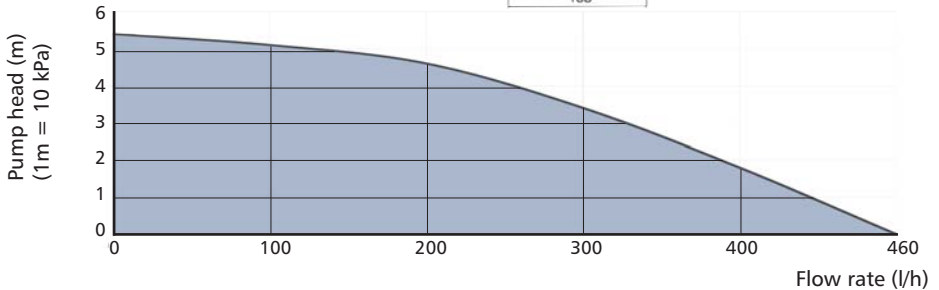


Pump dimensions TP1

Dimensions in mm



Pump curve TP1





ITT

Lowara

ITT-Lowara (www.lowara.com), headquarters of "Residential and Commercial Water - EMEA" part of the ITT Corporation and located in Montecchio Maggiore, Vicenza - Italy, is a leading manufacturer of hydraulic pumps and water handling and control systems. It has 1.819 employees in Europe, 675 operating in Italy. In 2009 its consolidated sales totalled about 286 million €, or over 396 million \$. ITT Corporation is a high-technology engineering and manufacturing company operating on all seven continents in three vital markets: water and fluids management, global defense and security, and motion and flow control. With a heritage of innovation, ITT partners with its customers to deliver extraordinary solutions that create more livable environments, provide protection and safety and connect our world. Headquartered in White Plains, N.Y., the company generated 2009 revenue of \$10.9 billion.

ITT RESIDENTIAL AND COMMERCIAL WATER DIVISION - EMEA

Lowara UK Limited
Millwey Rise Industrial Estate
Axminster, Devon EX13 5HU UK
Tel: 01297 630230
Fax: 01297 630270
e-mail: lowaraukenquiries@itt.com
<http://www.lowara.co.uk>

Supplied by

For additional addresses, please visit www.lowara.co.uk

cod. UKLIT0039 P 04/10

Lowara reserve the right to make modifications without prior notice.

Engineered for life